








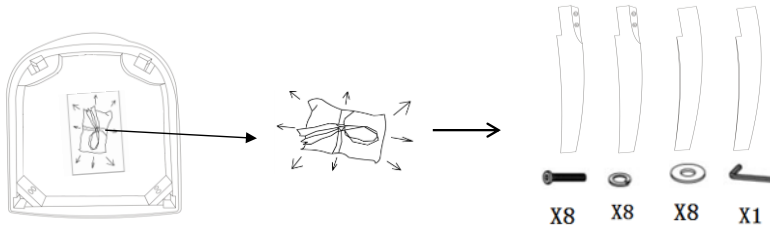
MADISON **PARK**

Assembly Instruction--Accent Chair

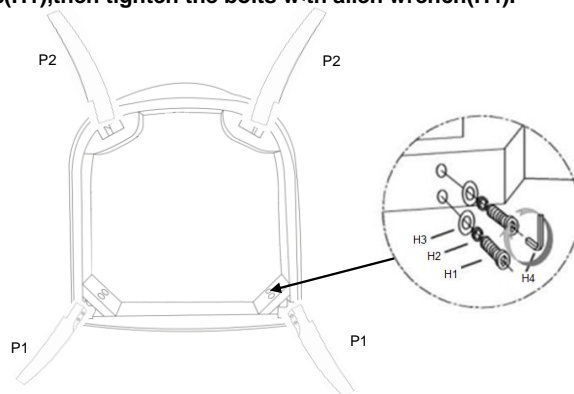
PARTS #	PARTS NAME	DRAWING	QTY
P1	FRONT LEGS		2
P2	BACK LEGS		2
P3	CHAIR		1

Hardware#	PARTS NAME	DRAWING	QTY
H1	Bolts φ5/16*2-3/16"		8
H2	Lock Washers φ5/16"		8
H3	Flat Washers φ5/16"		8
H4	Allen Wrench φ5/16"		1

1. Turn over the chair and lay on protective carpet, remove the non-woven cover at bottom of the chair and take out the legs and hardware.



2. Insert the legs (P1,P2) to the leg holes on seat frame, lock legs by using Flat Washers(H3), lock washer(H2),bolts(H1),then tighten the bolts with allen wrench(H4).



3. Close the non-woven cover of the bottom, turn the chair over and place it upright on a level surface. Assembly is complete.

